

Towards High-Performance Polarity-Controllable FETs with 2D Materials

Giovanni V. Resta¹, Jorge Romero Gonzalez³, Yashwanth Balaji², Tarun Agarwal², Dennis Lin², Francky Cathor², Iuliana P. Radu², Giovanni De Micheli¹, Pierre-Emmanuel Gaillardon³

¹Integrated System Laboratory – EPFL, Lausanne, Switzerland.

²IMEC, Leuven, Belgium.

³Laboratory of NanoIntegrated Systems – University of Utah, Salt-Lake City, USA
email: giovanni.resta@epfl.ch, pierre-emmanuel.gaillardon@utah.edu

Abstract— As scaling of conventional silicon-based electronics is reaching its ultimate limit, two-dimensional semiconducting materials of the transition-metal-dichalcogenides family, such as MoS₂ and WSe₂, are considered as viable candidates for next-generation electronic devices. Fully relying on electrostatic doping, polarity-controllable devices, that use additional gate terminals to modulate the Schottky barriers at source and drain, can strongly take advantages of 2D materials to achieve high on/off ratio and low leakage floor. Here, we provide an overview of the latest advances in 2D material processes and growth. Then, we report on the experimental demonstration of polarity-controllable devices fabricated on 2D-WSe₂ and study the scaling trends of such devices using ballistic self-consistent quantum simulations. Finally, we discuss the circuit-level opportunities of such technology.

I. INTRODUCTION

Conventional CMOS logic circuits are based on doped, n or p , unipolar devices. With physical gate lengths as small as 14nm in modern devices, doping processes have become increasingly complicated to control [1]. Very abrupt doping profiles are needed, and due to random fluctuations of the number of dopants in the channel, device variability has been increasing, *i.e.*, fluctuations in the dopant number causes shifts in the threshold voltage value [2].

A device concept that does not require any doping would thus be highly desirable for new generation electronic devices, and 2-dimensional semiconducting *Transition Metal Di-Chalcogenide* (TMDCs) materials provide an excellent platform for its exploration. 2D-TMDCs have recently drawn considerable attention as viable candidates for flexible and beyond-CMOS electronics [3-8] thanks to their physical and electrical properties. The key enabler for the concept of polarity-controllable devices is the exploitation and control of the inherently ambipolar behavior, also known as ambipolarity, of *Schottky-barrier Field Effect Transistors* (SB-FETs). Both electrons and holes can be injected in the intrinsic device channel depending on the voltage applied to the gate. Ambipolarity is usually considered a drawback in standard CMOS devices and is suppressed thanks to the doping process that creates strictly unipolar devices. In polarity-controllable devices

instead, the polarity is not set during the fabrication process, but it can be dynamically changed thanks to an additional gate, named *Polarity Gate* (PG). The PG modulates the SB at source and drain, and therefore enables us to select the carrier type to be injected into the device at runtime. In principle, no dopant implantation is required in the fabrication process of the device, thus there is no need for the separate development of n - and p -type device, to the benefit of fabrication simplicity and device regularity.

Here, we report on WSe₂ polarity-controllable devices with *on/off* currents ratio $>10^6$ for both electrons and holes conduction [9], and we study scaling trends with quantum transport simulations for ultra-scaled polarity-controllable devices [10]. We concluded that 2D-TMDCs with an energy bandgap of ~ 0.8 eV could provide a successful scaling path for this technology. For the simulated MX₂ material, we showed $I_{on} > 10^3$ $\mu\text{A}/\mu\text{m}$ and $I_{on}/I_{off} > 10^5$ down to $L_G = 5$ nm for both p - and n -type polarities. We use the results from the quantum transport simulations to study circuit performances for a 32-bit adder. We show that, thanks to the enhanced properties of the devices, we can achieve $7\times$ lower EDP, when comparing to HP-CMOS.

II. ADVANCES IN 2D-MATERIALS

The demonstration of novel devices based on 2D films has often been carried out thanks to the exfoliation technique [11] originally developed for graphene. Although this top-down technique allows for the production of high quality thin flakes, with dimensions as big as tens of microns, this method is not scalable and does not allow any systematic control of the flake size and thickness. Moreover flake-to-flake variations, like folding and cracks, make it very challenging to extract any statistical behavior on the fabricated devices.

To enable the creation of a reliable technology based on 2D-TMDCs, that would go beyond the simple demonstration of stand-alone working devices, it is essential to develop methods for the production of defect-free, atomically thin films with uniform structural and electrical properties. Methods for the growth of TMDCs materials are based on *Chemical Vapor Deposition* (CVD) [12-21], Van der Waals

epitaxy [22-24] and molecular-organic CVD (MOCVD) [25]. These techniques have shown promising results for mono(few)-layer MoS₂ [12-15, 17-19, 25], WSe₂ [20,21], WS₂ [16, 25] and for creating 2D heterostructures [22-24].

Basic operational circuits [12] have been demonstrated on monolayer CVD grown MoS₂ with single devices showing gigahertz radio frequency performances combined with high current densities, exceeding 200μA/μm, and intrinsic low-field mobility up to 55 cm².V⁻¹.s⁻¹ [15]. Recently, a 1-bit microprocessor, consisting of 115 bi-layer MoS₂ transistors has been demonstrated [18], and remains the most complex circuit realized with 2D-materials to date. With respect to the challenge of growing a uniform and continuous 2D-film, growth of monolayer MoS₂ and WS₂ has been demonstrated [25] on a 4-inch wafer, using MOCVD, with a resulting device yield of 99%. However, the process has the drawback of being very slow, with growth times in the order of several hours per wafer. A considerable effort has also been spent in studying the variability of grown materials and the impact of the different fabrication steps on the film quality [26-28].

Together with growth methods the development of an efficient transfer technique for the semiconducting thin-film is necessary as these materials can often be grown only on particular substrates (sapphire, gold, etc.) that are not well suited for standard electronic fabrication processes. The ability of transferring the semiconducting 2D material from the growth substrate to any desirable substrate [13] will allow to completely decouple the material growth from the device realization. It is important to point out that the CVD methods that have shown to provide the best material quality are high-temperature processes (T>800° C), and are not compatible with monolithic 3D-integration on top of CMOS where a low temperature process is needed (<350° C).

Moreover, to ensure 3D integration on the back-of-the-line CMOS process also the doping process need to be addressed, as it often requires high-temperature annealing. The idea of replacing physical with electrostatic doping is very appealing in this regard, and our work on polarity-controllable devices aims at exploring this possibility.

III. POLARITY CONTROL ON 2D-WSe₂

We used mechanically exfoliated multilayer WSe₂ (7.5 nm thick), that was transferred and aligned on a substrate where buried metal lines were used as PG, while the silicon substrate was used as CG (Fig. 1a). The metal contacts (Ti/Pd) were evaporated and provided a band-alignment suitable for the injection of both charge carriers (near mid-gap contacts).

The ambipolar behavior of the device can be seen in Fig. 1b, where the PG and CG gates were kept at the same potential during the voltage sweep. When using the two gates independently, the transistor polarity could be dynamically changed by the PG, while the CG controlled the on/off status of the device (Fig. 2). The experimental transfer characteristics showed a *p*-type behavior for V_{PG} < -6V, Fig. 2a, while *n*-type conduction properties are shown for V_{PG} > 4V, Fig. 2b, on the same device. I_{on}/I_{off} ratios of 10⁷ and 10⁶ were achieved for *n*- and *p*-type operation respectively [9].

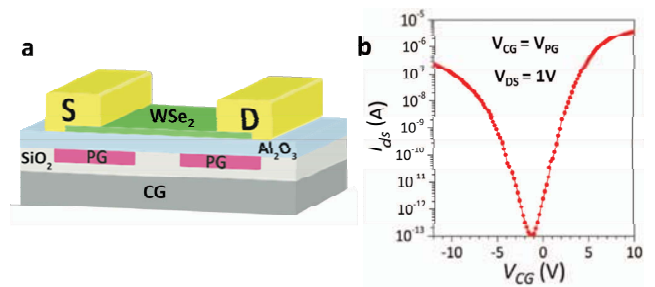


Figure 1. (a) 3D schematic of the fabricated devices. (b) Ambipolar transfer characteristics measured keeping V_{PG} = V_{CG}.

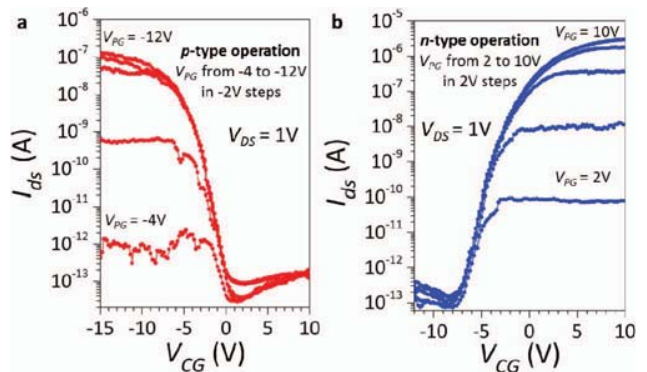


Figure 2. (a) Transfer characteristics of the device obtained for negative bias of the PG, showing *p*-type behavior and complete suppression of *n*-current. (b) Transfer characteristics of the device obtained for positive bias of the PG, showing *n*-type behavior and complete suppression of *p*-current.

IV. QUANTUM SIMULATIONS OF SCALED DEVICES

To explore the potentials and limitations of these devices, we analyzed the performances of ultra-scaled polarity-controllable transistors [10] based on the schematic presented in Fig.3. HfO₂ (κ=25, EOT=0.47nm) was used as gate dielectric in a *Double-Independent-Gate* (DIG) structure. The length of the gated segments (L_{PG}, L_{CG}) were kept equal and the spacing (L_{OPEN}) was set to L_{CG}/2.

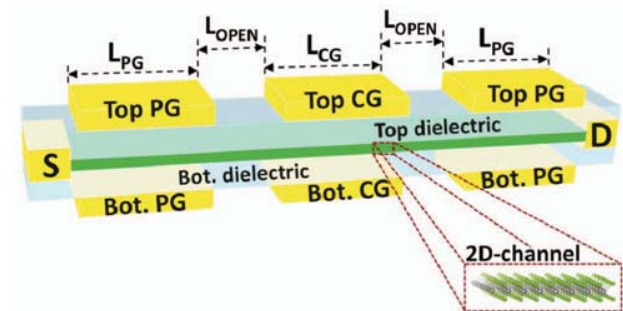


Figure 3. 3D schematic of the simulated polarity-controllable double-gated devices.

No doping was introduced at source and drain contacts and we assumed mid-gap Schottky barrier contacts, to achieve a symmetric behavior between the *n*- and *p*-type conduction branches. We performed self-consistent ballistic

simulations, iteratively solving Poisson and Schrödinger equation (within the NEGF formalism), with an open-source quantum transport code [29]. We used a 2-band tight-binding Hamiltonian to model the conduction and valence band of the 2D-material. The model was extended from monolayer to bilayer 2D materials by adding an interlayer hopping parameter in the effective-mass Hamiltonian, to account for coupling between the two layers [30].

Bilayer (2L) WSe₂ was first studied as a channel material. 2L-WSe₂ is reported to show a bandgap of ~ 1.1 eV [31], which is considerably reduced with respect to the ~ 1.5 eV [32] bandgap of monolayer (1L) WSe₂. The smaller bandgap translates in a lowering of the Schottky barriers at the contacts ($\phi_{SB} = 0.55$ eV), which enables a more efficient carrier injection. Combined with the extra mobile charge provided by the additional layer, we expect 2L-WSe₂ to show better performances than 1L-WSe₂ for polarity-controllable devices. We studied the device switching properties by fixing the bias on the PG, thus setting its polarity, and sweeping the CG applied voltage. The ON-currents extracted from the simulated transfer characteristics are ~ 300 $\mu\text{A}/\mu\text{m}$, and there is an excellent control on the device off state with I_{off} well below 10^{-3} $\mu\text{A}/\mu\text{m}$, providing $I_{on}/I_{off} > 10^6$ down to $L_G=4$ nm. However, the I_{on} of the device is still too low with respect to what is foreseen for unipolar doped 2D-transistors ($I_{on} \sim 2$ mA/ μm) [33].

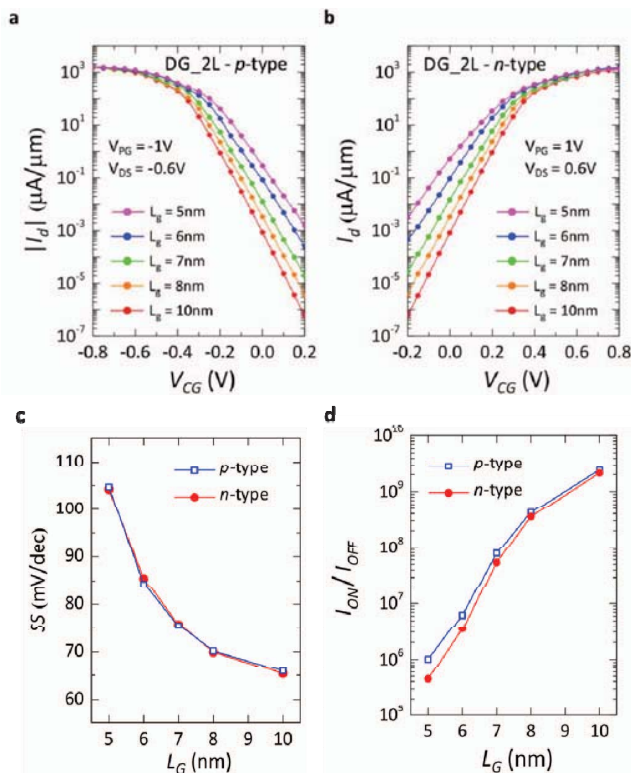


Figure 4. (a) Simulated transfer characteristics of p -type and (b) n -type FET. The gate length is varied from 10 nm down to 4 nm. (c) Sub-threshold slope, extracted from the simulated transfer characteristics for both n - and p -type behavior (d) I_{ON}/I_{OFF} for both p - and n -type behavior. In both cases, $I_{ON}/I_{OFF} > 10^5$ is shown down to $L_G = 5$ nm.

To increase the performances of the device, and provide a successful scaling path, we need to use a 2D channel material with a lower energy bandgap, thus lowering the height of the Schottky barriers at source and drain.

Theoretical calculations [34-36] have shown that several materials, such as ZrS₂, HfS₂, HfSe₂, etc., have a lower semiconducting band-gap (0.7-0.9 eV) and could prove to be well suited for application in SB-DIG FETs. Based on these theoretical analyses, we modelled a 2D-material (with $E_G=0.8$ eV) and studied its potential application as a semiconducting channel in polarity-controllable FETs.

Fig. 4(a-b) shows the transfer characteristics for n - and p -type behavior at different L_G , with the corresponding values of subthreshold slope extracted from the simulations (Fig. 4c). Thanks to the lower Schottky barrier height at source and drain ($\phi_{SB} = 0.4$ eV), the I_{on} is increased to ~ 1.5 mA/ μm , while I_{off} is well below 10^{-2} $\mu\text{A}/\mu\text{m}$ down to $L_G = 5$ nm. The I_{on}/I_{off} ratios are above 10^5 down to $L_G = 5$ nm (see Fig. 4d) for both n - and p -type behavior, showing the potential for the realization of ultra-scaled devices.

CIRCUIT LEVEL ANALYSIS

A. BCB Methodology

The 32-bit adder, as one of the *Beyond-CMOS Benchmarking* (BCB)'s flagship circuits [37], can be used as a performance metric for higher-level combinational circuits. The design, as adapted in BCB, utilizes the standard ripple-carry configuration.

While CMOS *High Performance* (HP)'s adders are optimized by a NAND-driven design, DIGFET's adders are optimized by an XOR- & MAJ-driven design due to (1) superior performance results at the gate level, and (2) the parallel computation of the carry signals.

Indeed, DIGFET technology allows for a full design style compatibility with CMOS due to the realization of unipolar pFETs and nFETs DIGFET transistors [38]. Nevertheless, DIGFET technology's rich set of operations, due to additional independent gate terminals, allow the three-input XOR gate and the three-input MAJ gate to be compacted within four transistors [38,39]. These gates are used here as the building blocks of the DIGFET-based adders. In particular, the 1-bit adder primitive can be implemented using a 3-input XOR gate (*sum*), a 3-input MAJ gate (*carry*), and an additional 3-input MAJ gate to realize in parallel the inverted carry signal.

B. Benchmarking Results

The integration of 2D-DIGFET technology into the BCB benchmarking approach allows us to compare DIGFET with other beyond-CMOS devices. Fig. 5(a) shows promising results for the 32-bit adder using 2D-MX₂ DIGFET technology.

When using the adapted ripple-carry adder described above, the *Energy-Delay Product* (EDP) is $7.2\times$ smaller than CMOS HP and $8.4\times$ smaller than CMOS LV. In fact, the EDP for DIGFET surpasses every beyond-CMOS device in BCB 3.0 for the 32-bit adder.

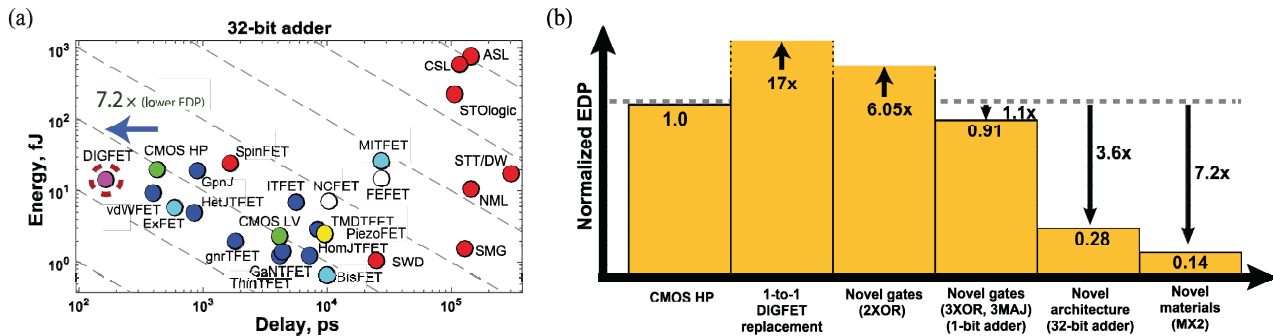


Figure 5. 32-bit adder's (a) switching energy and delay comparison and (b) EDP gain origin.

C. Origin of the Benefit

The integration of DIGFET technology into the BCB benchmarking can be broken-down into different parts to identify the different contributions to the EDP, as shown in Fig. 5(b). The benefits come both from the intrinsic capabilities of DIGFETs to realize compact logic gates and from the novel MX_2 material used in the analysis.

In order to break down the different factors we start our analysis considering *Silicon NanoWires* (SiNW) DIGFETs. We first consider the 1-to-1 replacement of CMOS transistors with SiNW-DIGFETs and observe a $17\times$ EDP penalty (normalized to CMOS HP). The EDP increase is primarily due to the DIGFETs having (1) a $2.6\times$ larger device area, a $2.5\times$ larger parasitic capacitances - due to additional contacts - and (3) a $3.6\times$ smaller ON-current for a 19% increase in supply voltage - due to the Schottky barrier at source and drain terminals.

Next, we introduce our 2-input XOR gate with DIGFET architecture [40] and observe a reduction of the EDP penalty to $6.05\times$. While this gate allows for an improvement of $2.9\times$ in EDP, compared to the 1-to-1 replacement, the overall delay and energy are still larger than CMOS HP due to a $3.5\times$ larger parasitic capacitance and $4.4\times$ larger V_{DD}/I_{ON} . Note that, at this stage, while the 2-input XOR's are no longer NAND dominated, the full adders still contain a large number of sub-optimal NAND DIGFET gates.

Then, we introduce next our 3-input XOR and 3-input MAJ gates to fully take advantage of the DIGFET design capabilities and observe a benefit of $1.1\times$ in EDP compared to CMOS HP. These circuits allow us to build the previously NAND-driven 1-bit full adders with one 3-input XOR gate and one 3-input MAJ gate. While we still observe $4.4\times$ larger V_{DD}/I_{ON} , the reduction of contacts ($1.4\times$ lower number of gates) leads to a reduction in parasitic capacitance which leads to an overall EDP benefit.

Next, the introduction of the 32-bit adder novel architecture gives a benefit of $3.6\times$ in EDP by allowing the parallel computation of both carry and inverted carry signals, compacting the logic depth. While this increases the energy consumption by $1.3\times$, the delay is reduced by $4.2\times$. This architecture was not previously used with the NAND-based beyond-CMOS devices in BCB due to their inefficient NAND-based MAJ gates.

Lastly, the introduction of bilayer- MX_2 [10], as the channel material, showed a benefit of $7.2\times$ in EDP. The MX_2 -based device outperformed the SiNW-based in terms of EDP of a factor of $2.0\times$, thanks to the reduced capacitance and the higher ON-current achievable. These results are consistent with previous studies on conventional doped devices [41].

V. CONCLUSIONS

We analyzed recent advances in the large area growth of 2D-materials and provided an overview of novel experimental results reported in literature. We addressed the need for doping-free device concepts that would ensure 3D integration on the back-of-the-line CMOS process.

Thus, we focused our attention on 2D-polarity controllable FETs. This novel class of devices fully relies on electrostatic doping of the Schottky contacts, using additional gate terminals, to allow polarity-controllable behavior at run-time.

We experimentally demonstrated the feasibility of polarity-control on 2D-WSe₂ and studied performances and scaling trends for different 2D- MX_2 materials using quantum transport simulations. Our results show $I_{on} > 10^3 \mu\text{A}/\mu\text{m}$ and $I_{on}/I_{off} > 10^5$ down to $L_G=5\text{nm}$ for both *p*- and *n*-type polarities.

Finally, we used the results from the quantum transport simulations to study circuit performances for a 32-bit adder. We showed that, thanks to the enhanced properties of the devices and the use of a 2D- MX_2 semiconducting channel, we can achieve $7\times$ lower EDP, comparing to HP-CMOS.

Acknowledgements: The authors wish to acknowledge support from NSF (grant 1644592) and by IMEC core partners CMOS program.

REFERENCES

- [1] S. Borkar, "Designing reliable systems from unreliable components: the challenges of transistor variability and degradation." *Ieee Micro*, 25(6), 10-16.
- [2] Y. Li, C. H. Hwang and T. Y. Li, "Random-dopant-induced variability in nano-CMOS devices and digital circuits." *IEEE Transactions on Electron Devices*, 56(8), 1588-1597 (2009).

- [3] B. Radisavljevic, A. Radenovic, J. Brivio, I. V. Giacometti and A. Kis, "Single-layer MoS₂ transistors." *Nature nanotechnology*, 6(3), 147-150 (2011).
- [4] H. Wang, *et al.* "Integrated circuits based on bilayer MoS₂ transistors." *Nano letters* 12.9 4674-4680 (2012)
- [5] L. Yu, *et al.* "High-performance WSe₂ complementary metal oxide semiconductor technology and integrated circuits." *Nano letters*, 15(8), 4928-4934 (2015).
- [6] M. Tosun, *et al.* "High-gain inverters based on WSe₂ complementary field-effect transistors." *ACS nano* 8.5, 4948-4953 (2014).
- [7] G. Fiori, *et al.* "Electronics based on two-dimensional materials." *Nature nanotechnology* 9(10), 768-779 (2014).
- [8] A. B. Sachid, *et al.* "Monolithic 3D CMOS using layered semiconductors" *Adv. Mat.* 28(13), 2547-2554 (2016).
- [9] G. V. Resta, *et al.* "Polarity control in WSe₂ double-gate transistors." *Sci. Rep.* 6, (2016).
- [10] G. V. Resta, *et al.* "Scaling trends and performance evaluation of 2-dimensional polarity-controllable FETs." *Sci. Rep.* 6, 2016.
- [11] K. S. Novoselov *et al.* "Two-dimensional gas of massless Dirac fermions in graphene." *Nature* 438.7065, 197-200 (2005).
- [12] H. Wang, *et al.* "Large-scale 2D electronics based on single-layer MoS₂ grown by chemical vapor deposition." *Electron Devices Meeting (IEDM), 2012 IEEE International*. IEEE.
- [13] Y.-H. Lee, *et al.* "Synthesis and transfer of single-layer transition metal disulfides on diverse surfaces." *Nano letters* 13.4, 1852-1857 (2013).
- [14] L. Yu, *et al.* "Graphene/MoS₂ hybrid technology for large-scale two-dimensional electronics." *Nano letters* 14(6), 3055-3063 (2014).
- [15] A. Sanne, *et al.* "Radio Frequency Transistors and Circuits Based on CVD MoS₂." *Nano letters* 15(8), 5039-5045 (2015).
- [16] Y. Gao, *et al.* "Large-area synthesis of high-quality and uniform monolayer WS₂ on reusable Au foils." *Nature communications*, 6 (2016).
- [17] K.-S. Li, *et al.* "MoS₂ U-shape MOSFET with 10 nm channel length and poly-Si source/drain serving as seed for full wafer CVD MoS₂ availability." *VLSI Technology, 2016 IEEE Symposium on*. IEEE, 2016.
- [18] S. Wachter, *et al.* "A microprocessor based on a two-dimensional semiconductor." *Nature communications*. 8 (2017).
- [19] K. K. Smithe, *et al.* "Intrinsic electrical transport and performance projections of synthetic monolayer MoS₂ devices." *2D Materials*, 4(1), 011009 (2016).
- [20] J.K. Huang, *et al.* "Large-area synthesis of highly crystalline WSe₂ monolayers and device applications." *ACS nano*, 8(1), 923-930 (2013).
- [21] Y. Gong, *et al.* "Two-step growth of two-dimensional WSe₂/MoSe₂ heterostructures." *Nano letters* 15(9), 6135-6141 (2015).
- [22] A. Koma "Van der Waals epitaxy—a new epitaxial growth method for a highly lattice-mismatched system". *Thin Solid Films*, 216(1), 72-76 (1992).
- [23] Y. Shi, *et al.* "Van der Waals epitaxy of MoS₂ layers using graphene as growth templates." *Nano letters* 12(6), 2784-2791 (2012).
- [24] A. K. Geim and I. V. Grigorieva "Van der Waals heterostructures." *Nature* 499(7459), 419-425 (2013).
- [25] K. Kang, *et al.* "High-mobility three-atom-thick semiconducting films with wafer-scale homogeneity." *Nature* 520(7549), 656-660 (2015).
- [26] Y. Y. Illarionov, *et al.* "Improved Hysteresis and Reliability of MoS₂ FETs with High-Quality CVD Growth and Al₂O₃ Encapsulation." *IEEE Electron Device Letters* (2017).
- [27] K. K. Smithe, *et al.* "Low Variability in Synthetic Monolayer MoS₂ Devices." *ACS nano*, 11(8), 8456-8463 (2017).
- [28] A. Leonhardt, *et al.* "Improving MOCVD MoS₂ Electrical Performance: Impact of Minimized Water and Air Exposure Conditions." *IEEE Elect. Dev. Lett.* 38(11), 1606-1609 (2017).
- [29] *NanoTCAD ViDES*, [online].
- [30] G. Fiori, *et al.* "Performance analysis of graphene bilayer transistors through tight-binding simulations." *IEEE IWCE* 09 (2009).
- [31] W. Zhao, *et al.* "Origin of indirect optical transitions in few-layer MoS₂, WS₂, and WSe₂." *Nano Lett.* 13(11), 5627–5634 (2013).
- [32] W. Cao, *et al.* "2D electronics: Graphene and beyond." *43rd European Solid-State Device Research Conference (ESSDERC)*, 37–44 (2013).
- [33] W. Cao, *et al.* "2D semiconductor FETs—Projections and design for sub-10 nm VLSI." *IEEE Transactions on Electron Devices* 62, 3459–3469 (2015).
- [34] C. Gong, *et al.* "Band alignment of two-dimensional transition metal dichalcogenides: Application in tunnel field effect transistors." *Appl. Phys. Lett.* 103(5), 053513 (2013).
- [35] F. Rasmussen, *et al.* "Computational 2D materials database: Electronic structure of transition-metal dichalcogenides and oxides." *The Journal of Physical Chemistry C* 119(23), 13169–13183 (2015).
- [36] W. Zhang, *et al.* "Two-dimensional semiconductors with possible high room temperature mobility." *Nano Research* 7(12), 1731–1737 (2014).
- [37] D. E. Nikonov and I. A. Young "Benchmarking of beyond-CMOS exploratory devices for logic integrated circuits." *IEEE Journal on Exploratory Solid-State Computational Devices and Circuits*, 1, 3-11 (2015).
- [38] P.-E. Gaillardon, *et al.* "Advanced system on a chip design based on controllable-polarity FETs." *Proceedings of the conference on Design, Automation & Test in Europe*. European Design and Automation Association (2014).
- [39] L. Amarù, *et al.* "Power-Gated Differential Logic Style Based on Double-Gate Controllable Polarity Transistors," *IEEE-TCASII*, 60(10), 672-676 (2013)
- [40] M. H. Ben-Jamaa, *et al.* "Novel library of logic gates with ambipolar CNTFETs: Opportunities for multi-level logic synthesis." In *Design, Automation & Test in Europe Conference & Exhibition, (DATE)* pp. 622-627 (2009).
- [41] C. S. Lee, B. Cline, S. Sinha, G. Yeric and H. S. P. Wong "32-bit Processor core at 5-nm technology: Analysis of transistor and interconnect impact on VLSI system performance." In *Electron Devices Meeting (IEDM), 2016 IEEE International* (pp. 28-3) (2016).